

LED TROFFER SPECIFICATIONS

Description

- * Specific design, innovative ultra-thin LED troffer Light is a design based on the ideal replacement of fluorescent troffer.
- * The WL- TR22/24 accepts 120-277VAC, and have a high lumen efficiency up to 125-130Lm/W.
- * With well-distributed soft light, no any dark spot and special ultra-thin design.
- * This Luminaries is regarded as the leading of greening Lighting for commercial and industrial uses.

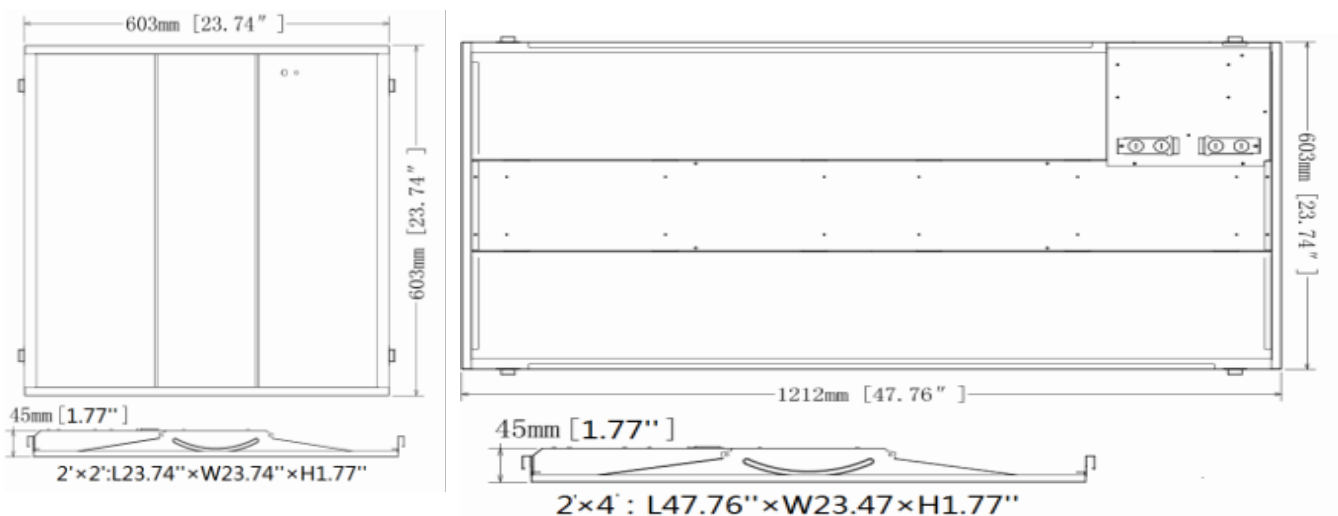


Features



- * Durable 22 ga.cold roller stell housing provides strength and uniformity.
- * Ultra-thin 1.77" (45mm) luminaire height and lightweight design for economical transportation and easy installations.
- * Luminaires sides and ends are hemmed for safe, easy handling.
- * Sealed lens to prevent ingress of insects.
- * Unique luminaire design creates perfect balance of both horizontal and vertical illumination.
- * Optimized PC lens eliminates pixilation and delivers a low- glare, diffused light distribution.
- * ETL&DLC Premium Listed
- * Suitable for damp locations.
- * Designed for indoor use.
- * RoHS compliant. Consult factory for additional details.
- * Meets FCC Part 15, subpart B, Class A standards for conducted and radiated emissions.



Dimension



SPECIFICATIONS

MODEL	WL-TRS2224	WL-TRS2236	WL-TRS2424	WL-TRS2436	WL-TRS2442	WL-TRS2450
						
PERFORMANCE SUMMARY						
Input Wattage	24W	36W	24W	36W	42W	50W
Input Voltage	100-277V Standard					
Delivered Lumens	3000lm	4500lm	3000lm	4500lm	5250lm	6250lm
Efficacy	125lm/W					
CRI	80min					
CCT	3500K,4000K,4500K,5000 K					
Power Factor	> 0.9					
MAX THD	< 20%					
Operation Temp	-35°C-+55°C					
LIGHTING CONTROL						
Dimming Capacity	0-10V dimming, 10% - 100%					
Photo Sensor	Optional					
Emergency Backup	Optional					
DIMENSION & WEIGHT						
Product Height	45mm		45mm			
Product Length	603mm		1203mm			
Product Width	603mm		603mm			
Product Weight	3.5KG		7KG			
Packing Dimension	66x66x11cm		130x66x11cm			
LONGEVITY & WARRANTY						
L80 Life	>50000hrs					
Warranty	5 Years					
LISTING & CERTIFICATE						
ETL/cETL	WL-TRS2224; WL-TRS2424; WL-TRS2442; WL-TRS2236; WL-TRS2436; WL-TRS2450.					
DLC Premium	WL-TRS2224; WL-TRS2424; WL-TRS2442; WL-TRS2236; WL-TRS2436; WL-TRS2450.					

Eg : WL-TRS2236D(4000K)

FAMILY	SIZE	WATTAGE		CCT	CONTROLS	OPTIONS	
Wisdom Light	2X2 FT	24	24W	3500 K	(blank) None	PS	Photo Sensor
LED Troffer		36	36W	4000 K	D 0-10V Dim	MS	Motion Sensor
	2X4 FT	24	24W	4500 K			
		36	36W	5000 K			
		42	42W				
		50	50W				